



WORKFORCE
SOLUTIONS Capital Area

Connecting People to Jobs

UI CLAIMANT DEMOGRAPHICS

PY2017

July 2016 – June 2017

A proud partner of the American Job Center network

Workforce Solutions Capital Area is an Equal Opportunity Employer/Program. Auxiliary aids and services are available, upon request, to persons with disabilities. Relay Texas: 1.800.735.2989 (TDD) / 711 (Voice)

www.wfscapitalarea.com

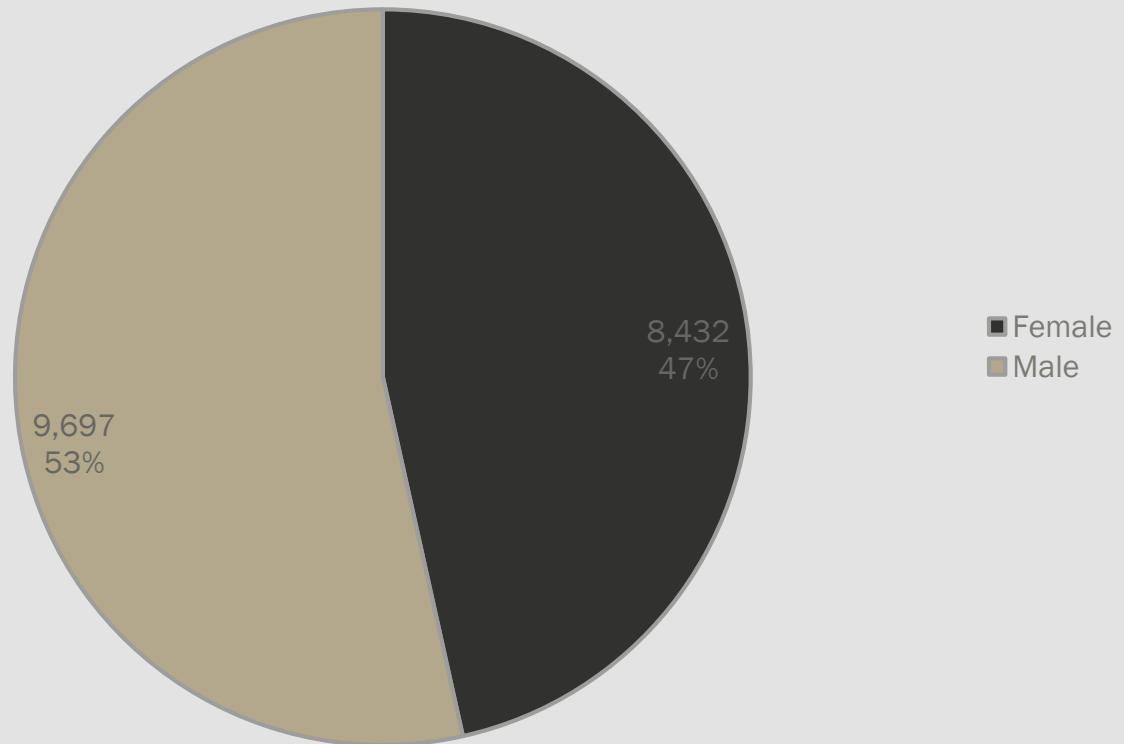
Unemployment Insurance Claimants in Travis County

- In Program Year 2017 (July 1, 2016, through June 30, 2017), 18,129 Travis County, TX residents who were actively seeking employment received Unemployment Insurance (UI) from the Texas Workforce Commission.
- As the local workforce development board serving Travis County, Workforce Solutions Capital Area works with job seekers, including UI claimants, to
 - Find a Job
 - Build a Resume
 - Prepare for Interviews
 - Gain Occupational Skills
- The following slides represent demographic data on UI claimants who were:
 - *Within 10 weeks of filing an initial claim,*
 - *Determined monetarily eligible for UI, AND*
 - *Subject to work search.*



Gender

UI Claimants by Gender

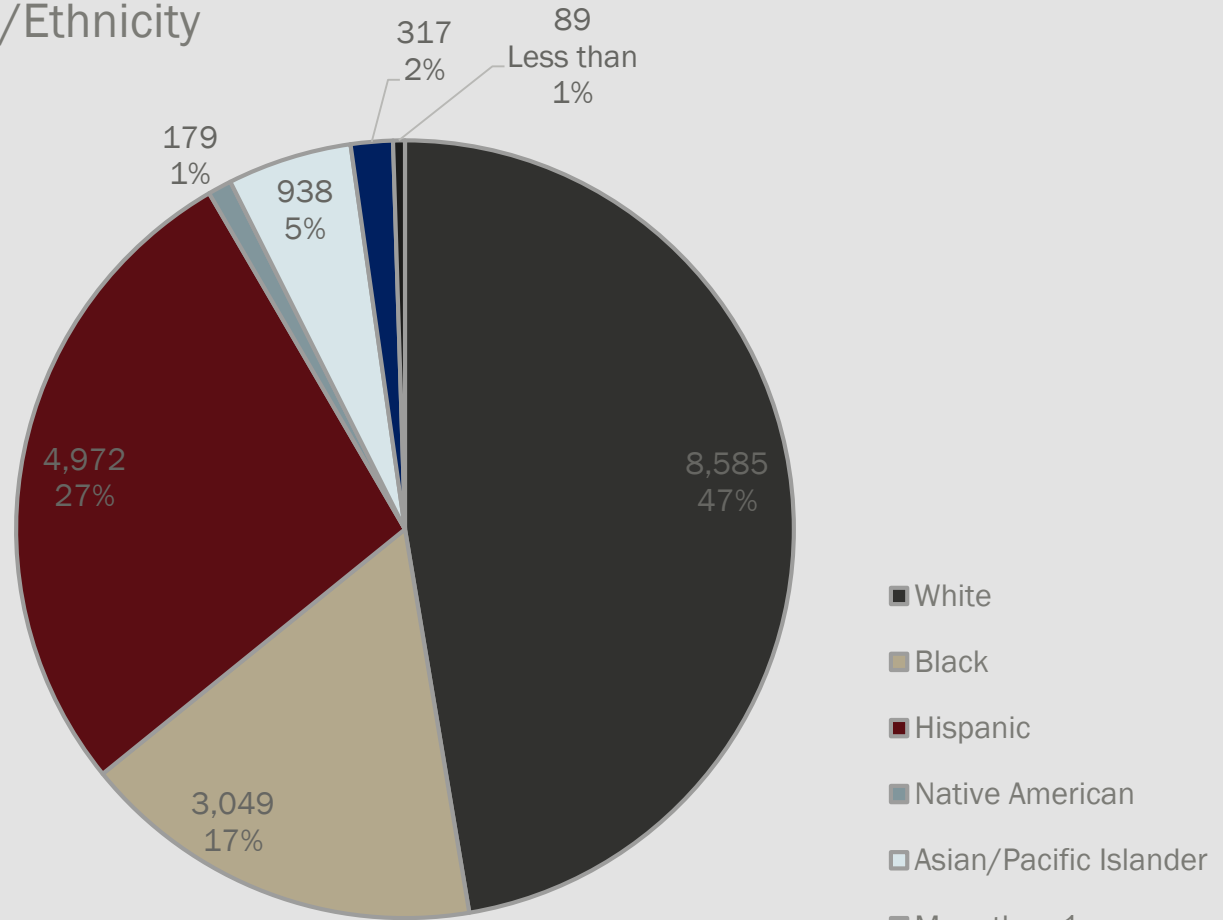


WORKFORCE
SOLUTIONS Capital Area

Connecting People to Jobs

Race/Ethnicity

UI Claimants by Race/Ethnicity

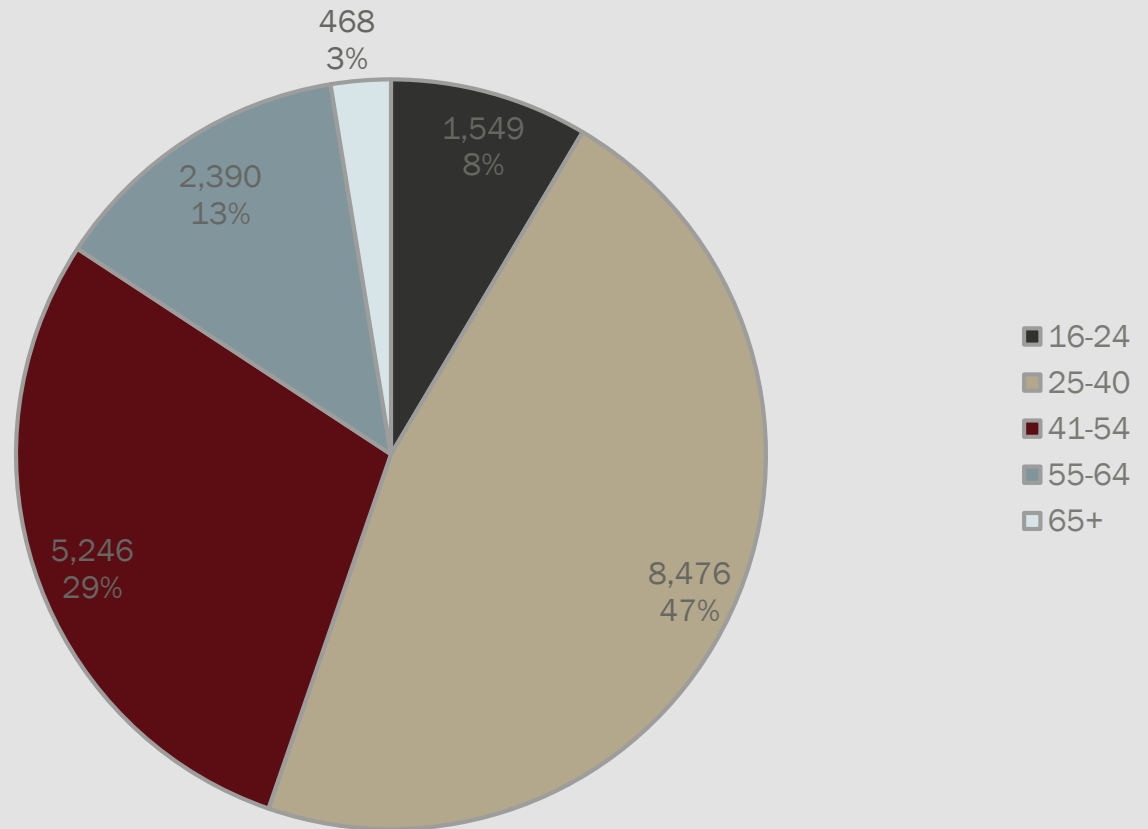


WORKFORCE
SOLUTIONS Capital Area

Connecting People to Jobs

Age

UI Claimants by Age

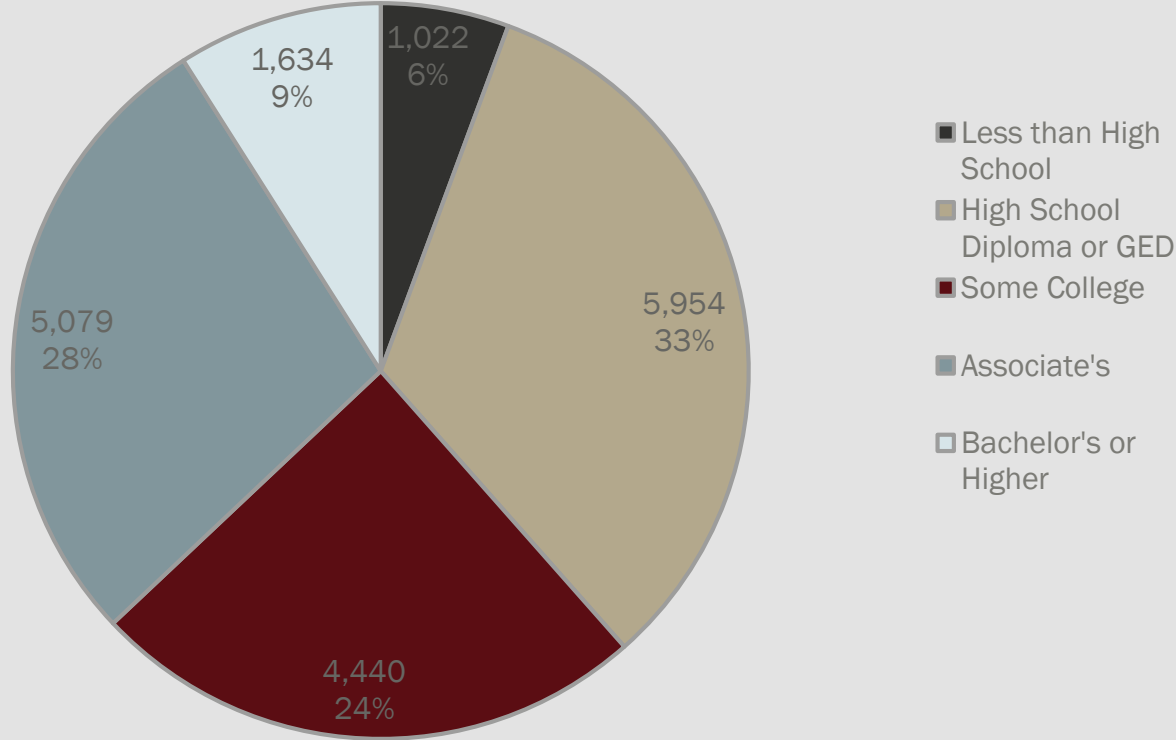


WORKFORCE
SOLUTIONS Capital Area

Connecting People to Jobs

Educational Attainment

UI Claimants by Educational Attainment



Top 10 Previous Occupations

Occupation	Number	% (out of 18,129 total UI claimants in this report)
Office and Administrative Support	2,620	14.5%
Sales and Related	2,549	14.1%
Management	2,118	11.7%
Computer and Mathematical	1,457	8.0%
Business and Financial Operations	1,404	7.7%
Food Preparation and Serving Related	951	5.2%
Production	947	5.2%
Healthcare Support	771	4.3%
Transportation and Material Moving	714	3.9%
Installation, Maintenance, and Repair	599	3.3%
Total	14,130	77.9%



WORKFORCE
SOLUTIONS Capital Area

Connecting People to Jobs

Top 5 Previous Industries

Industry	Number	% (out of 18,129 total UI claimants in this report)
Professional & Business Services	6,984	38.5%
Trade, Transportation & Utilities	3,263	18.0%
Education & Health Services	1,905	10.5%
Leisure & Hospitality	1,547	8.5%
Information Technology	1,457	8.0%
Total	15,156	83.6%



Top 20 Zip Codes

Zip Code	Location	Number	% (out of 18,129 total UI claimants in this report)
78660	Pflugerville	1392	7.7%
78745	SW Austin (Sunset Valley)	1014	5.6%
78741	SE Austin (St. Edward's University)	873	4.8%
78704	SW Austin (Colorado River – Hwy 290)	857	4.7%
78748	SW Austin (Southpark Meadows)	801	4.4%
78753	North Austin (Hwy 183 – Wells Branch)	769	4.2%
78758	NW Austin (Hwy 183 – Parmer Ln.)	722	4.0%
78744	SE Austin (ABIA)	690	3.8%
78759	NW Austin (Spicewood Springs Rd. & Hwy 183)	637	3.5%
78723	NE Austin (Mueller District)	534	2.9%
78728	NW Austin (Wells Branch & McNeil Dr.)	494	2.7%
78727	NW Austin (McNeil Dr.)	476	2.6%
78749	SW Austin (Oak Hill & Circle C)	466	2.6%
78702	Central East Austin (Colorado River – E. MLK Jr. Blvd.)	451	2.5%
78750	NW Austin (Anderson Mill Rd.)	402	2.2%
78754	NE Austin (E. Parmer Ln – Hwy 290)	355	2.0%
78653	NE Austin (Webberville, Hwy 290)	324	1.8%
78724	NE Austin (Hwy 183, Hwy 290)	312	1.7%
78752	North Austin (Hwy 290 – Hwy 183)	302	1.7%
78757	NW Austin (W. Koenig Ln. – Hwy 183)	298	1.6%
Total	-	12,169	67.1%

